

ComfortDelGro: Relaunch taxi booking app with more services added

DIGITAL ENGAGEMENT TEAM

20 APRIL 2022

TRADING MATTERS SERIES: STOCK HIGHLIGHT

Features a single stock and zooms in on its performance in the market

KEY METRICS	
Current Price	1.51
Latest Dividend	0.02
Dividend Ex-Date	9/5/2022
Indicated Dividend Yield	2.78%
14 Day RSI	63.50
Analysts 12M Target Price	1.77

REFINITIV STOCKREPORTS+ AVERAGE SCORE
8/10 As of 20 Apr 2022

Refer to page 3 for indicator components

ComfortDelGro Corp Ltd (CD SP) Price Chart



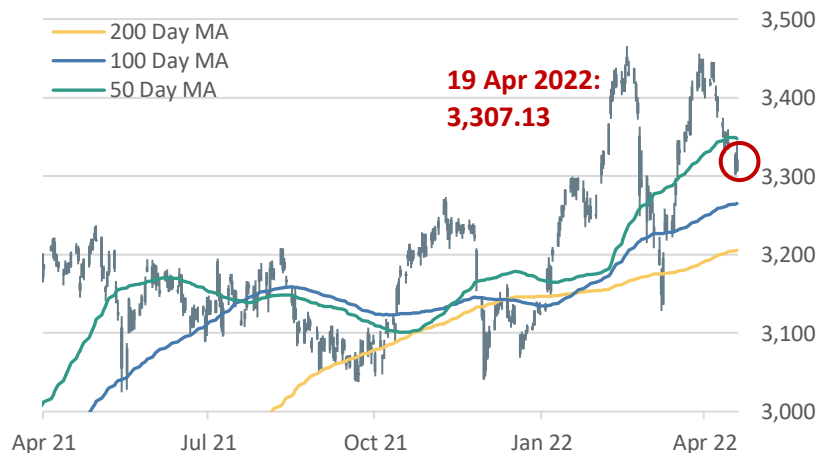
Any red lines drawn on the price charts are trendlines, which are visual representations of support & resistance levels. They are drawn by connecting a series of prices together to help indicate the data's best fit or the presence of any trend over a time frame, and are for illustration purposes only.

As of 19 Apr 2022 closing

KEY MARKET EVENTS

- 28 Apr US GDP Q1 Release
- 30 Apr China Manufacturing PMI (Apr) Release
- 02 May Labour Day
- 03 May SG Hari Raya Puasa
- 05 May US Fed Interest Rate Decision

Straits Times Index Price Chart



As of 19 Apr 2022 closing

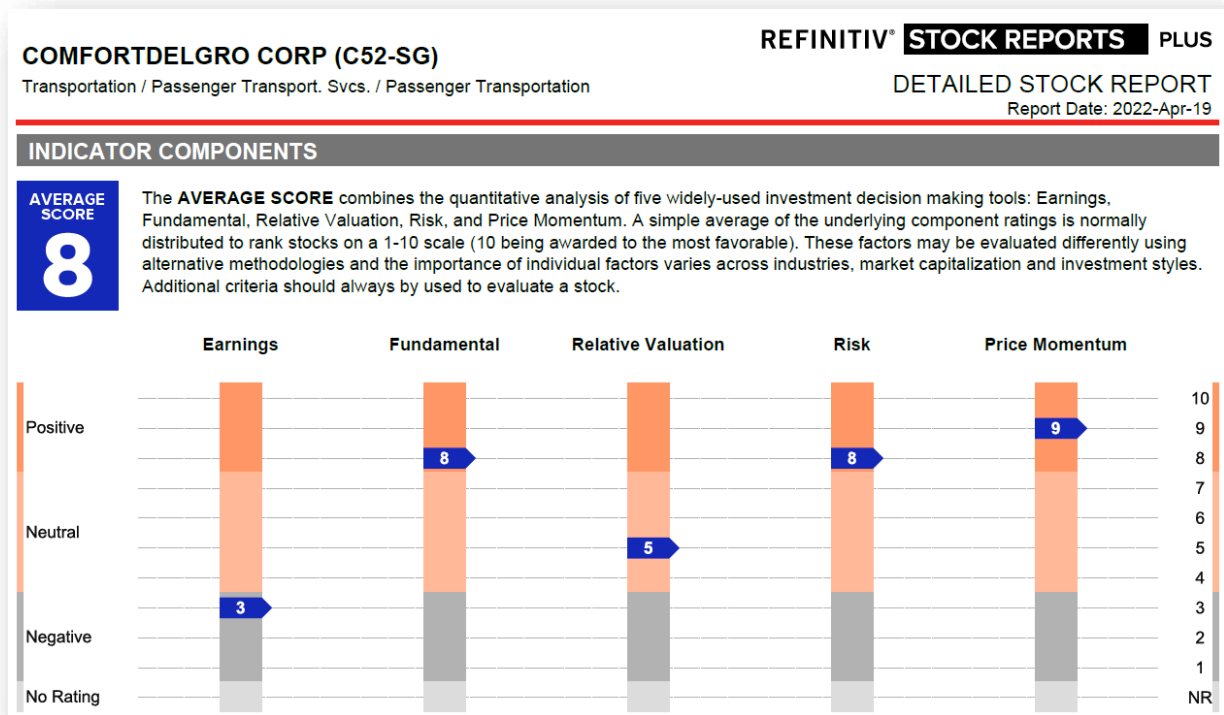
Headline News & Information

- ComfortDelGro Corporation Limited provides land transportation services. The company offers bus, taxi, rail, car rental and leasing, automotive engineering services, inspection and testing services, driving center, insurance broking services, and outdoor advertising (Bloomberg)
- Singapore aims to remove all tests for vaccinated visitors soon (19 Apr 2022, Bloomberg)
 - Singapore targets to remove all Covid-19 tests for fully-vaccinated visitors possibly in the next few weeks, said Keith Tan, chief executive of the nation's tourism board
 - The city-state has already dropped most restrictions for inoculated travelers, and people can now arrive at Changi airport without having to quarantine or test on arrival
- ComfortDelGro to relaunch taxi booking app under new name, more services added (19 Apr 2022, CNA)
 - Taxi company ComfortDelGro is relaunching its mobile application under a new name on 20 Apr 2022, also introducing new services and making it easier for customers to access services through a single platform
 - Electronic vehicle users will also be able to use the application to locate and navigate to the nearest EV charger operated by ComfortDelGro's joint venture company ComfortDelGro Engie
 - ComfortDelGro Private Mobility Group CEO Jackson Chia said the company plans to progressively add more services into the app such as private bus, car rental, learner driving and medical transport

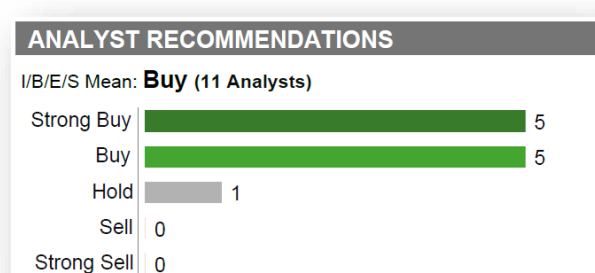
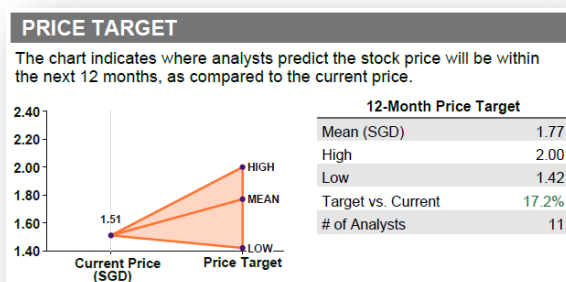
TRADING FLOWS	RESISTANCE LEVELS	SUPPORT LEVELS
<ul style="list-style-type: none"> • Shares rose 2% in the past 5 days and are up 7.1% in the past 30 days 	<ul style="list-style-type: none"> • 1.65 (Nov 2021) • 1.72 (Jun 2021) • 1.82 (Apr 2021) 	<ul style="list-style-type: none"> • 1.47 (Apr 2022) • 1.35 (Mar 2022) • 1.32 (Aug 2020)

Fundamental Viewpoint

An Extract from STOCKREPORTS+



Analyst Price Target and Recommendations



Source: REFINITIV STOCKREPORTS+, extracted 19 Apr 2022

SG Peer Analysis (STOCKREPORTS+)

PEER ANALYSIS												Currency in SGD	
Average Score	Ticker	PRICE MOMENTUM				Market Cap	VALUATION		FUNDAMENTAL		ANALYSTS		# of Analysts
		Price (2022-04-19)	1-Mo Return	3-Mo Return	1-Yr Return		Trailing PE	Forward PE	Dividend Yield	Net Margin	LTG Forecast	I/B/E/S Mean	
5	C6L	5.44	5.4%	7.3%	4.0%	16.3B	12.9	--	--	-22.6%	-- Hold	11	
6	S58	4.32	9.4%	9.1%	1.6%	4.9B	--	123.7	--	1.7%	-- Buy	10	
8	C52	1.51	7.1%	9.4%	-16.6%	3.3B	25.0	14.3	2.8%	3.7%	20.6% Buy	10	
6	S59	2.58	17.3%	18.9%	10.3%	2.9B	--	48.1	--	11.2%	-- Buy	3	
8	NS8U	0.33	0.0%	6.5%	2.1%	2.8B	9.5	10.0	7.6%	13.2%	-- Hold	3	
6	S08	0.70	6.9%	7.8%	-13.1%	1.5B	44.3	22.9	1.6%	2.6%	10.3% Buy	3	
8	S61	2.92	0.7%	-1.0%	-8.2%	917M	17.2	16.3	2.8%	3.9%	-- Buy	2	
7	G92	0.90	1.7%	-5.8%	-21.7%	775M	14.1	13.0	2.1%	0.2%	-- Hold	2	
2	F83	0.24	-4.0%	-5.9%	-30.4%	549M	61.3	--	--	15.2%	-- --	--	
9	S56	1.01	23.2%	87.0%	210.8%	545M	3.1	--	1.2%	24.4%	-- --	--	
7	BTM	0.69	3.0%	14.1%	6.2%	150M	11.3	--	3.3%	9.6%	-- --	--	
6.5	Average	1.88	6.4%	13.4%	13.2%	3.1B	22.1	35.5	3.1%	5.7%	15.4% Buy	5.5	

PEER COMPANIES			
BTM	Penguin International	S08	Singapore Post
C6L	Singapore Airlines	S56	Samudera Shipping Line
F83	Cosco Shipping International	S58	SATS
G92	China Aviation Oil (Singapore)	S59	SIA Engineering Co
NS8U	Hutchison Port Holdings Trust	S61	SBS Transit

Source: REFINITIV STOCKREPORTS+, extracted 19 Apr 2022

Global Peer Analysis (Bloomberg)

Ticker	Name	Mkt Cap (USD) (Millions)	Last Px	P/E	P/E 5Yr Avg	P/B	P/B 5Yr Avg	Indicated Yield (%)
Average		60,419	20686.00	37.90	33.79	4.05	3.52	1.82
CD SP	COMFORTDELGRO	2,395	1.51	N/A	N/A	N/A	N/A	2.78
SBUS SP	SBS TRANSIT LTD	667	2.92	17.63	13.88	1.51	1.74	2.81
	YOUON							
603776 CH	TECHNOLOGY CO	507	13.86	69.05	26.42	0.93	1.14	0.72
DIDI US	DIDI GLOBAL INC	9,695	2.01	N/A	N/A	N/A		N/A
	JUNGFRAUBAHN							
JFN SW	HOLDING AG-REG	836	135.80	N/A	N/A	1.34	1.39	N/A
66 HK	MTR CORP	33,323	42.20	27.37	N/A	1.45	1.48	3.01
	GUANGSHEN							
601333 CH	RAILWAY CO LTD-A	2,172	2.17	N/A	N/A	0.56	0.35	N/A
	LIJIANG YULONG							
002033 CH	TOURISM CO-A	604	7.01	N/A	N/A	1.60	1.44	N/A
GET FP	GETLINK SE	10,118	17.05	N/A	N/A	7.11	5.43	0.59
	CENTRAL JAPAN							
9022 JP	RAILWAY CO	25,690	16,010	N/A	N/A	0.88	0.88	0.81
	KEISEI ELECTRIC							
9009 JP	RAILWAY CO	4,492	3,345.00	N/A	N/A	1.53	1.57	0.51

Source: Bloomberg, extracted 19 Apr 2022 closing

DISCLAIMER

The information provided herein is a compilation or summary of materials and data based from external sources available to OCBC Securities Private Limited ("OSPL"), and does not represent OSPL's view on the matters mentioned. Whilst we have taken all reasonable care to ensure that the information contained in this publication is not untrue or misleading at the time of publication, we cannot guarantee its accuracy or completeness, and you should not act on it without first independently verifying its contents.

Trading in capital markets products and borrowing to finance the trading transactions (including, but not limited to leveraged trading or gearing) can be very risky, and you may lose all or more than the amount invested or deposited. Where necessary, please seek advice from an independent financial adviser regarding the suitability of any trade or capital markets product taking into account your investment objectives, financial situation or particular needs before making a commitment to trade or purchase the capital markets product. In the event that you choose not to seek advice from a financial adviser, you should consider whether the capital markets product is suitable for you. You should consider carefully and exercise caution in making any trading decision whether or not you have received advice from any financial adviser. You should also read the relevant prospectus and/or profile statement (a copy of which may be obtained from the relevant fund manager or any of its approved distributors), prior to any trading or investment decision. Please refer to the prospectus of the relevant fund for the name of the fund manager and the investment objectives of the fund. In relation to collective investment schemes, the value of the units and the income accruing therefrom, if any, may rise or fall. For funds that are listed on an approved exchange, investors cannot redeem their units of those funds with the manager, or may only redeem units with the manager under certain specified conditions. The listing of the units of those funds on any approved exchange does not guarantee a liquid market for the units.

No representation or warranty whatsoever (including without limitation any representation or warranty as to accuracy, usefulness, adequacy, timeliness or completeness) in respect of any information (including without limitation any statement, figures, opinion, view or estimate) provided herein is given by OSPL and it should not be relied upon as such. OSPL does not undertake an obligation to update the information or to correct any inaccuracy that may become apparent at a later time. OSPL shall not be responsible for any loss or damage howsoever arising, directly or indirectly, as a result of any person acting on any information provided herein.

The information provided herein is intended for general circulation/discussion purposes only and may not be published or circulated in whole or in part without our written consent. All trademarks, registered trademarks, product names and company names or logos mentioned herein are the property of their respective owners, and you agree that you will not do anything to infringe or prejudice those rights. Reference to any products, services, processes or other information, does not constitute or imply endorsement, sponsorship or recommendation thereof by OSPL.