

Singtel: Among winners of Malaysia's digital bank licences

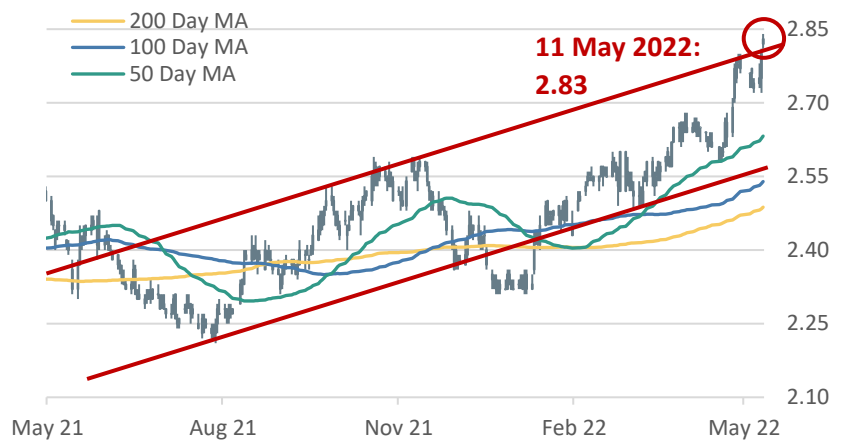
DIGITAL ENGAGEMENT TEAM

12 MAY 2022

TRADING MATTERS SERIES: STOCK HIGHLIGHT

Features a single stock and zooms in on its performance in the market

Singtel (ST SP) Price Chart



Any red lines drawn on the price charts are trendlines, which are visual representations of support & resistance levels. They are drawn by connecting a series of prices together to help indicate the data's best fit or the presence of any trend over a time frame, and are for illustration purposes only.

As of 11 May 2022 closing

KEY METRICS	
Current Price	2.83
Latest Dividend	0.05
Dividend Ex-Date	17/12/2021
Indicated Dividend Yield	2.44%
14 Day RSI	70.02
Analysts 12M Target Price	3.15

REFINITIV STOCKREPORTS+ AVERAGE SCORE

5/10
As of 11 May 2022

Refer to page 3 for indicator components

KEY MARKET EVENTS

- 16 May**
SG Vesak Day Holiday
- 17 May**
US Retail Sales (Apr)
- 23 May**
SG CPI Release (Nov)
- 26 May**
US GDP Release (Q1)
- 30 May**
US Memorial Day

Straits Times Index Price Chart



As of 11 May 2022 closing

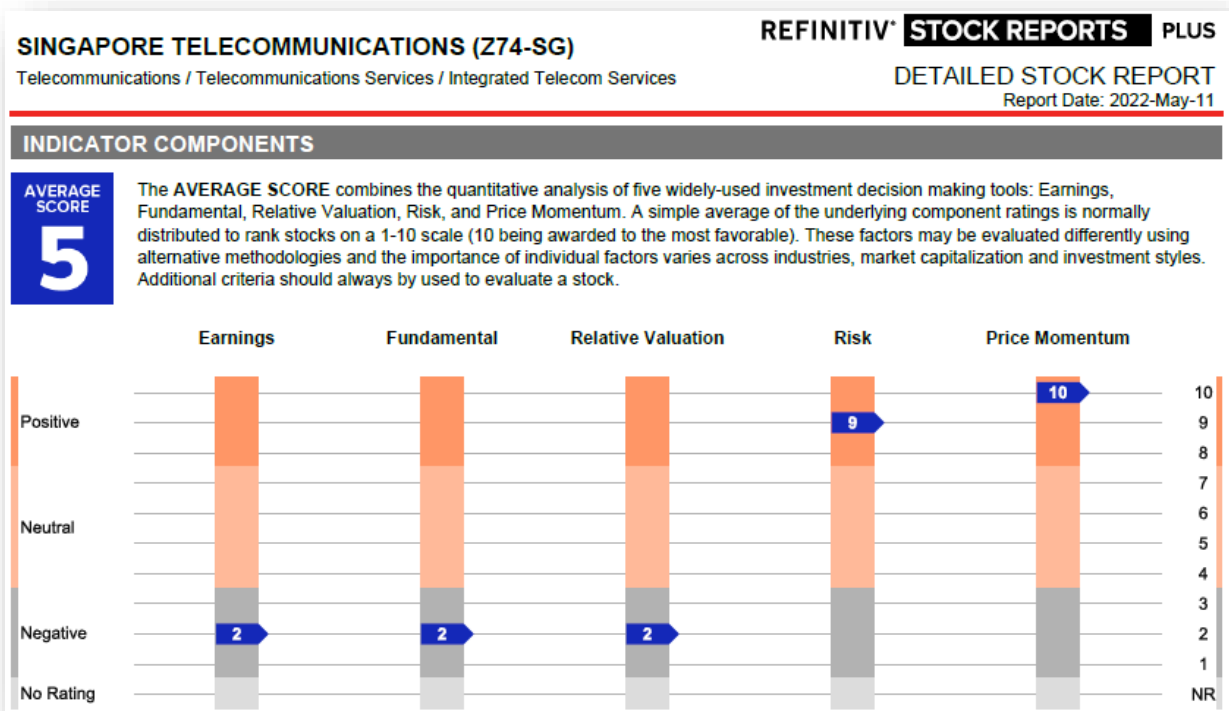
Headline News & Information

- Singapore Telecommunications Limited wireless telecommunication services. The Company offers diverse range of services including fixed, mobile, data, internet, TV, and digital solutions. Singapore Telecommunications serves customers worldwide (Bloomberg)
- Next FY 2022 earnings announcement on 27 May 2022; estimated adjusted EPS 0.134 (Bloomberg)
- Singtel extends 5G to North East Line MRT tunnels; StarHub, M1 aim for nationwide 5G coverage in 2022 (10 May 2022, The Straits Times)
 - Singtel said this is the first 5G roll-out for an MRT line, and that its 5G indoor coverage is spread over 300 locations across the island, including all malls along the North East Line
 - The Government had said in March 2022 that the country was on track for nationwide 5G coverage by 2025
- Grab-Singtel venture among winners of Malaysia's digital bank licences (29 Apr 2022, CNA)
 - The digital bank joint venture between Grab and Singtel was formed in 2020 and selected to be awarded a full digital banking licence in Singapore
 - "The digital bank to be established by the Malaysia digital bank consortium is expected to enable local micro-SMEs and other financially underserved segments such as gig economy workers to access a suite of financial services that will serve them through their lifecycle," the companies said in a joint press release
 - The winners must undergo a period of operational readiness that will be audited by the central bank before they can commence operations - a process expected to take between 12 to 24 months

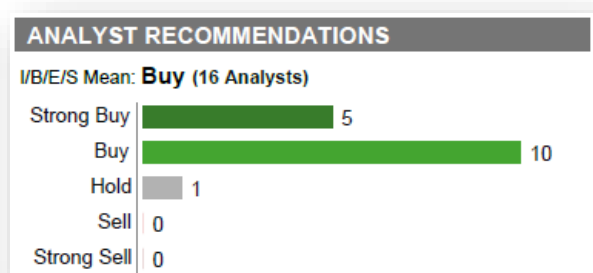
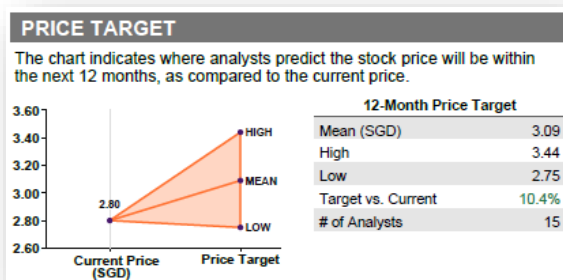
TRADING FLOWS	RESISTANCE LEVELS	SUPPORT LEVELS
<ul style="list-style-type: none"> • Shares rose 2.5% in the past 5 days and are up 7.2% in the past 30 days 	<ul style="list-style-type: none"> • 2.85 (Apr 2020) • 3.00 (Mar 2020) • 3.10 (Oct 2019) 	<ul style="list-style-type: none"> • 2.63 (50 Day MA) • 2.60 (Apr 2022) • 2.50 (Mar 2022)

Fundamental Viewpoint

An Extract from STOCKREPORTS+



Analyst Price Target and Recommendations



Source: REFINITIV STOCKREPORTS+, extracted 11 May 2022

SG Peer Analysis (STOCKREPORTS+)

PEER ANALYSIS													Currency in SGD	
Average Score	Ticker	PRICE MOMENTUM				VALUATION			FUNDAMENTAL		ANALYSTS			
		Price (2022-05-10)	1-Mo Return	3-Mo Return	1-Yr Return	Market Cap	Trailing PE	Forward PE	Dividend Yield	Net Margin	LTG Forecast	I/B/E/S Mean	# of Analysts	
5	Z74	2.80	5.7%	9.8%	14.8%	45.3B	82.4	14.8	2.5%	6.6%	19.8%	Buy	15	
6	Z77	2.81	6.4%	9.8%	16.1%	45.1B	83.2	--	2.5%	6.6%	--	--	--	
7	CJLU	0.99	-1.5%	0.5%	0.5%	3.9B	41.0	39.4	5.2%	24.0%	--	Buy	8	
5	CC3	1.23	-6.1%	-7.5%	-1.6%	2.2B	13.5	15.2	5.2%	7.3%	0.3%	Hold	15	
1	42F	0.15	-13.5%	-14.9%	3.4%	133M	--	--	--	-87.2%	--	--	--	
9	BAI	1.86	-9.3%	0.0%	-25.6%	24M	--	--	--	-2.0%	--	--	--	
NR	AWV	0.47	4.4%	17.5%	22.1%	15M	1.5	--	5.3%	38.0%	--	--	--	
5.5	Average	1.47	-2.0%	2.2%	4.2%	13.8B	44.3	23.1	4.1%	-1.0%	10.0%	Buy	12.7	

PEER COMPANIES			
42F	Totm Technologies	CC3	StarHub
AWV	Captii	CJLU	NetLink NBN Trust
BAI	Digilife Technologies	Z77	Singapore Telecommunications

Source: REFINITIV STOCKREPORTS+, extracted 11 May 2022

Global Peer Analysis (Bloomberg)

Ticker	Name	Mkt Cap (USD) (Millions)	Last Px	P/E	P/E 5Yr Avg	P/B	P/B 5Yr Avg	Indicated Yield (%)
Average		6,136	1976.68	26.32	342.84	65.88	14.58	2.29
ST SP	SINGTEL	33,724	2.83	44.85	40.95	1.69	1.53	2.44
STH SP	STARHUB LTD	1,550	1.24	N/A		5.51		5.16
	TELECOM							
TECO2 AR	ARGENTINA S.A.-B	3,731	202.60	19.24		0.81	0.80	N/A
OBEL BB	ORANGE BELGIUM	1,154	18.20	27.48	28.18	1.75	2.03	N/A
	ITISSALAT AL-							
IAM MC	MAGHRIB	11,266	128.50	18.79	37.08	7.57	10.55	3.72
030200 KS	KT CORP	7,272	35,450	6.15	7.82	0.56	0.49	5.39
032640 KS	LG UPLUS CORP	4,768	13,900	8.40	16.23	0.78	0.78	2.52
	CHINA UNITED							
600050 CH	NETWORK-A	16,090	3.49	15.96	19.76	0.71	0.83	1.12
	PARTNER							
PTNR IT	COMMUNICATIONS	1,391	2,580.00	40.96	147.84	2.56	1.85	N/A
9434 JP	SOFTBANK CORP	55,871	1,513.50	13.74	13.98	4.25	4.75	5.68
BCE CN	BCE INC	48,509	68.97	20.32	19.65	3.21	3.06	5.34

Source: Bloomberg, extracted 11 May 2022 closing

DISCLAIMER

The information provided herein is a compilation or summary of materials and data based from external sources available to OCBC Securities Private Limited ("OSPL"), and does not represent OSPL's view on the matters mentioned. Whilst we have taken all reasonable care to ensure that the information contained in this publication is not untrue or misleading at the time of publication, we cannot guarantee its accuracy or completeness, and you should not act on it without first independently verifying its contents.

Trading in capital markets products and borrowing to finance the trading transactions (including, but not limited to leveraged trading or gearing) can be very risky, and you may lose all or more than the amount invested or deposited. Where necessary, please seek advice from an independent financial adviser regarding the suitability of any trade or capital markets product taking into account your investment objectives, financial situation or particular needs before making a commitment to trade or purchase the capital markets product. In the event that you choose not to seek advice from a financial adviser, you should consider whether the capital markets product is suitable for you. You should consider carefully and exercise caution in making any trading decision whether or not you have received advice from any financial adviser. You should also read the relevant prospectus and/or profile statement (a copy of which may be obtained from the relevant fund manager or any of its approved distributors), prior to any trading or investment decision. Please refer to the prospectus of the relevant fund for the name of the fund manager and the investment objectives of the fund. In relation to collective investment schemes, the value of the units and the income accruing therefrom, if any, may rise or fall. For funds that are listed on an approved exchange, investors cannot redeem their units of those funds with the manager, or may only redeem units with the manager under certain specified conditions. The listing of the units of those funds on any approved exchange does not guarantee a liquid market for the units.

No representation or warranty whatsoever (including without limitation any representation or warranty as to accuracy, usefulness, adequacy, timeliness or completeness) in respect of any information (including without limitation any statement, figures, opinion, view or estimate) provided herein is given by OSPL and it should not be relied upon as such. OSPL does not undertake an obligation to update the information or to correct any inaccuracy that may become apparent at a later time. OSPL shall not be responsible for any loss or damage howsoever arising, directly or indirectly, as a result of any person acting on any information provided herein.

The information provided herein is intended for general circulation/discussion purposes only and may not be published or circulated in whole or in part without our written consent. All trademarks, registered trademarks, product names and company names or logos mentioned herein are the property of their respective owners, and you agree that you will not do anything to infringe or prejudice those rights. Reference to any products, services, processes or other information, does not constitute or imply endorsement, sponsorship or recommendation thereof by OSPL.