



## LION-OCBC SECURITIES

APAC FINANCIALS DIVIDEND PLUS ETF

**Earn stable dividends<sup>1</sup>.  
Invest in APAC's financial strengths.**

**Quarterly Newsletter  
Q3 2024**

<sup>1</sup>Distributions are not guaranteed. Distributions may be made up of income, capital gains, and/or capital. Please refer to the fund prospectus for more information on this ETF. This advertisement has not been reviewed by the Monetary Authority of Singapore

© Copyright of Lion Global Investors Limited. Company Registration No: 198601745D. A member of the OCBC Group.

© OCBC Securities Private Limited. Company Registration No. 196600262R

Powered by:



Lion Global Investors Limited



OCBC Securities Private Limited

## Introduction

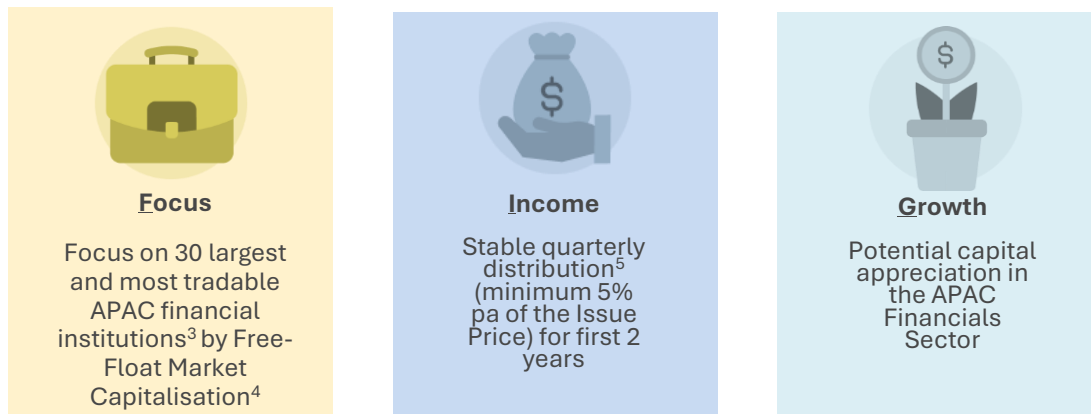
The Lion-OCBC Securities APAC Financials Dividend Plus ETF is the *world's first APAC Financials ETF*, riding on APAC's financial strengths while providing investors with stable dividends<sup>2</sup>.

## Investment Objective

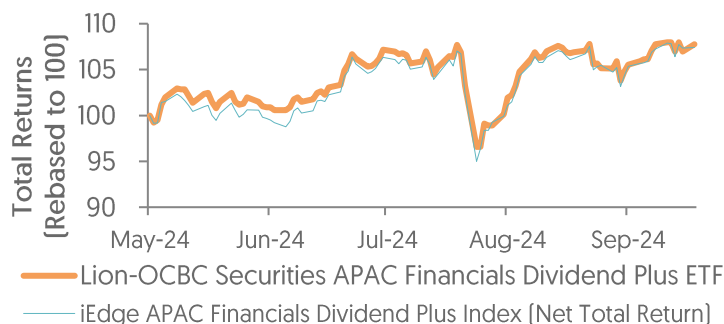
The investment objective of the Fund is to replicate as closely as possible, before expenses, the performance of the iEdge APAC Financials Dividend Plus Index using a direct investment policy of investing in all, or substantially all, of the underlying Index Securities.

The Index is compiled and calculated by Singapore Exchange Limited. The Index aims to track the 30 largest and most tradable companies listed in Asia Pacific and is designed to provide access to stable dividend payout attributes and growth in the financial sector.

## Why invest in Lion-OCBC Securities APAC Financials Dividend Plus ETF?



**Figure 1: ETF's Performance<sup>6</sup>**



From Bloomberg as of 30 September 2024	2024 YTD return since ETF's inception <sup>6</sup>
Lion-OCBC Securities APAC Financials Dividend Plus ETF	7.77%
iEdge APAC Financials Dividend Plus Index (Net Total Return <sup>7</sup> )	7.40%

<sup>2</sup> Distributions are not guaranteed. Distributions may be made up of income, capital gains, and/or capital.

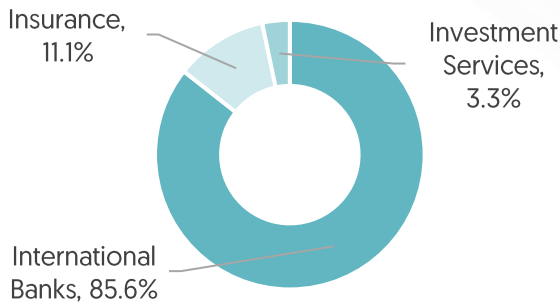
<sup>3</sup> The company's business sector must be classified as "Banking, Insurance, Investment Services, or Specialty Finance & Services", as defined by FactSet's Revere Business Industry Classification System (RBICS). <sup>4</sup> Based on the underlying Index Securities of the iEdge APAC Financials Dividend Plus Index

<sup>5</sup> As set out in the prospectus, distribution payments shall, at the sole discretion of the Manager, be made out of either (a) distributable income; or (b) capital gains; or (c) capital of the Deposited Property or a combination of (a) and/or (b) and/or (c). Distributions are not guaranteed and may fluctuate. Past performance, yields, and payments are not necessarily indicative of future or likely performance, yields, and payments. Distribution payouts and its frequency might be changed at the Manager's discretion and can be made out of distributable income, capital or both. Any payment of distributions by the fund may result in an immediate reduction of the net asset value per share/unit. The Fund seeks to invest all or substantially all of the Fund's assets in Index Securities in substantially the same weightings as reflected in the Index. Please refer to the fund prospectus for more information on the ETF's distribution policy. Please refer to LGI website for more information on the income disclosures.

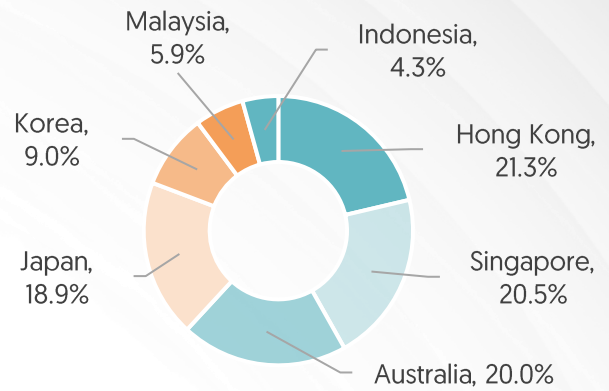
<sup>6</sup> Source: Bloomberg, Lion Global Investors, Singapore Exchange Limited as of 30 September 2024. Returns are based on NAV-NAV basis in SGD and assuming all dividends are reinvested net of all charges payable upon reinvestment. The Lion-OCBC Securities APAC Financials Dividend Plus ETF was listed on 13 May 2024. Opinions and estimates constitute our judgment and along with other portfolio data, are subject to change without notice. Past performance, as well as any prediction, projection, or forecast are not necessarily indicative of future or likely performance.

<sup>7</sup> Net Total Return (NTR) reflects the price performance, plus the net amount of all special and regular dividends after applying relevant foreign tax withholding rates.

## Figure 2: ETF's Characteristics



Source: SGX Index Edge as of 30 September 2024.



Source: SGX Index Edge as of 30 September 2024.

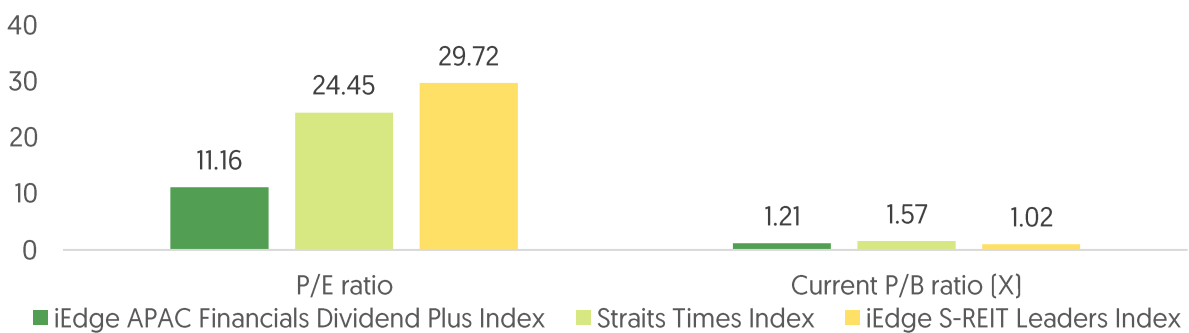
## Why invest in APAC Financials now?

Q3 2024 was an eventful quarter. As widely expected, the US Federal Reserve started the rate cut cycle by reducing its target range for federal funds rate by 0.5% to 4.75%-5%, enacting its first rate cut in 4 years. Market expect a few more rate cuts, timing and extent of which is still uncertain at this juncture.

Following the US rate cut, the China Politburo announced a slew of significant measures to support and boost the Chinese equities markets. The China government further relaxed the home purchase restrictions, lowered downpayment requirement and mortgage rates and accelerate execution of the RMB 300 billion relending scheme. It will also create a liquidity backstop program of RMB 500 billion to financial institutions (such as securities firms, fund managers, local life insurers) to purchase stocks, and a RMB 300 billion relending program for corporates to do share buybacks. Both programs can be stepped up when needed be. All these drove a China equities rally in late September.

We believe that the earnings of APAC financial institutions are likely to remain resilient, even in the face of more interest rate reductions. While rate cuts could potentially impact banks' net interest margins, this is likely to be offset by possible recovery in wealth management and treasury income. Moreover, some proactive banks have already begun re-positioning their balance sheets to reduce their rate sensitivity. As such, we believe the valuations of APAC financial institutions are attractive, considering their sustainable medium-term ROE together with their high and sustainable dividend yields.

## Figure 3: Valuation and consensus earnings forecast



Source: Bloomberg as of 30 September 2024. Price/Earnings ratio refers to the ratio of the market's share price divided by its earnings per share. Price/Book ratio refers to the ratio of the market's share price divided by its book value per share. Past dividend is not indicative of future dividend. Past performance is not necessarily indicative of future performance. The iEdge APAC Financials Dividend Plus Index was launched on 2 February 2024.



## What are the latest happenings in this ETF?

The Lion-OCBC Securities APAC Financials Dividend Plus ETF is the **world's first APAC Financials ETF**, riding on APAC's financial strengths while providing investors with stable dividends\*.

In less than two months since the ETF's listing on 13 May 2024, the ETF rose approximately 9% to an intraday high of S\$1.094 on 5 July 2024\*\*. Consequently, a special dividend payout^ of S\$0.03 per unit, consisting entirely of a capital gains component, was made on 30 July 2024. This move aims to help investors lock in some capital gains.

While countries brace themselves for upcoming rate cuts by the US Fed, there are countries at different stages of the interest rate cycle, with Japan being one example. Following the end of its 8-year negative interest rate policy in March 2024, the Bank of Japan (BOJ) raised interest rates in July 2024. Rate hikes are expected to be beneficial for Japanese financials such as below.

*"Net interest income is expected to increase by JPY 100 billion in FY2025 due to the Bank of Japan's policy changes in both March and July 2024."* said Toru Nakashima#, Group CEO in SMFG Investors Presentation on 30 Aug 2024.

All these reinforce the importance of geographical diversification to weather macroeconomic events. Compared to solely buying SG banks, the Lion-OCBC Securities APAC Financials Dividend Plus ETF offers greater geographical diversification by covering constituents in countries at different stages of the interest rate cycle. Earn stable dividends\*. Invest in APAC's financial strengths.

## Performance of the ETF's top constituents##

Constituent	In the Straits Times Index?	Country of listing	% weight in the ETF portfolio	2024 YTD return since ETF's inception##
DBS Group Holdings Ltd	Yes	Singapore	7.2%	9.2%
Oversea-Chinese Banking Corp Ltd	Yes	Singapore	7.1%	9.1%
Sumitomo Mitsui Financial Group Inc	No	Japan	6.6%	5.8%
United Overseas Bank Ltd	Yes	Singapore	6.0%	9.7%
Commonwealth Bank of Australia	No	Australia	4.1%	16.1%
Westpac Banking Corp	No	Australia	4.0%	18.4%
Shinhan Financial Group Co Ltd	No	South Korea	3.5%	15.8%
Macquarie Group Ltd	No	Australia	3.2%	21.7%

\* Distributions are not guaranteed. Distributions may be made up of income, capital gains, and/or capital.

\*\* Past performance is not necessarily indicative of future performance

^ Distributions are not guaranteed. Please refer to our website for more information on the income disclosures.

# Source: Sumitomo Mitsui Financial Group Investor Meeting FY3/2025 as of 30 August 2024. Securities referenced are not intended as recommendations to buy or sell.

## Source: Bloomberg as of 30 September 2024. Note: Securities referenced are not intended as recommendations to buy or sell.

## Disclaimer – Lion Global Investors Limited

This advertisement or publication has not been reviewed by the Monetary Authority of Singapore. It is for information only, and is not a recommendation, offer or solicitation for the purchase or sale of any capital markets products or investments and does not have regard to your specific investment objectives, financial situation, tax position or needs.

You should read the prospectus and Product Highlights Sheet of the Lion-OCBC Securities APAC Financials Dividend Plus ETF (“ETF”), which is available and may be obtained from Lion Global Investors Limited (“LGI”) or any of its distributors and appointed Participating Dealers (“PDs”), for further details including the risk factors and consider if the ETF is suitable for you and seek such advice from a financial adviser if necessary, before deciding whether to purchase units in the ETF.

Investments in the ETF are not obligations of, deposits in, guaranteed or insured by LGI or any of its affiliates and are subject to investment risks including the possible loss of the principal amount invested. The performance of the ETF is not guaranteed and, the value of its units and the income accruing to the units, if any, may rise or fall. Past performance, payout yields and payments, as well as, any prediction, projection, or forecast are not necessarily indicative of the future or likely performance, payout yields and payments of the ETF. Any extraordinary performance may be due to exceptional circumstances which may not be sustainable. Dividend distributions, which may be either out of income and/or capital, are not guaranteed and subject to LGI’s discretion. Any such dividend distributions will reduce the available capital for reinvestment and may result in an immediate decrease in the net asset value of the ETF. Any references to specific securities are for illustration purposes and are not to be considered as recommendations to buy or sell the securities. It should not be assumed that investment in such specific securities will be profitable. There can be no assurance that any of the allocations or holdings presented will remain in the ETF at the time this information is presented. Any information (which includes opinions, estimates, graphs, charts, formulae or devices) is subject to change or correction at any time without notice and is not to be relied on as advice. You are advised to conduct your own independent assessment and investigation of the relevance, accuracy, adequacy and reliability of any information or contained herein and seek professional advice on them. No warranty is given and no liability is accepted for any loss arising directly or indirectly as a result of you acting on such information. The ETF may, where permitted by the prospectus, invest in financial derivative instruments for hedging purposes or for efficient portfolio management. **The ETF’s net asset value may have higher volatility as a result of its narrower investment focus on a limited geographical market, when compared to funds investing in global markets.** LGI, its related companies, their directors and/or employees may hold units of the ETF and be engaged in purchasing or selling units of the ETF for themselves or their clients.

The units of the ETF are listed and traded on the Singapore Exchange Securities Trading Limited (“SGX-ST”), and may be traded at prices different from its net asset value, suspended from trading, or delisted. Such listing does not guarantee a liquid market for the units. You cannot purchase or redeem units in the ETF directly with the manager of the ETF, but you may, subject to specific conditions, do so on the SGX-ST or through the PDs.

© Lion Global Investors Limited (UEN/ Registration No. 198601745D). All rights reserved. LGI is a Singapore incorporated company and is not related to any corporation or trading entity that is domiciled in Europe or the United States (other than entities owned by its holding companies).

## Disclaimer – Singapore Exchange Limited

The units of the Lion-OCBC Securities APAC Financials Dividend Plus ETF are not in any way sponsored, endorsed, sold or promoted by the Singapore Exchange Limited (“SGX”) and/or its affiliates and SGX and/or its affiliates make no warranty or representation whatsoever, expressly or impliedly, either as to the results to be obtained from the use of the iEdge APAC Financials Dividend Plus Index and/or the figure at which the iEdge APAC Financials Dividend Plus Index stands at any particular time on any particular day or otherwise. The iEdge APAC Financials Dividend Plus Index is administrated, calculated and published by SGX. SGX shall not be liable (whether in negligence or otherwise) to any person for any error in the Lion-OCBC Securities APAC Financials Dividend Plus ETF and the iEdge APAC Financials Dividend Plus Index and shall not be under any obligation to advise any person of any error therein. Intellectual property rights in the iEdge APAC Financials Dividend Plus Index vest in SGX. The iEdge APAC Financials Dividend Plus Index is used by Lion Global Investors Limited under licence.

## Disclaimer – OCBC Securities Private Limited

The distributions will be a minimum of 5% per annum of the issue price per unit during the ETF's initial offer period for the first 2 years. Thereafter, there will be a targeted dividend yield of around 5% per annum of the Net Asset Value per unit, less expenses. Distributions may be paid from distributable income, capital gains and/or capital. These distributions are not guaranteed and are subject to the fund's distribution policy. For full details, refer to the fund prospectus. Past performance, yields, and payments are not necessarily indicative of future or likely performance, yields, or payments.

The information provided herein is a compilation or summary of materials and data based from external sources available to OCBC Securities Private Limited ("OSPL"), and does not represent OSPL's view on the matters mentioned. The information herein are not meant as recommendation or advice in any manner from OSPL. Where any graph, chart, formula or device are included, there maybe limitations, and difficulties in respect of the use, of such graph, chart, formula or device (as the case may be). Whilst we have taken all reasonable care to ensure that the information contained in this advertisement or publication is not untrue or misleading at the time of publication, we cannot guarantee its accuracy or completeness, and you should not act on it without first independently verifying its contents. Trading in capital market products and borrowing to finance the trading transactions (including, but not limited to leveraged trading or gearing) can be very risky, and you may lose all or more than the amount invested or deposited. Where necessary, please seek advice from an independent financial adviser regarding the suitability of any trade or investment product taking into account your investment objectives, financial situation or particular needs before making a commitment to trade or purchase the investment product. If you choose not to seek independent financial advice, please consider whether the trade or product in question is suitable for you. You should consider carefully and exercise caution in making any trading decision whether or not you have received advice from any financial adviser. You should also read the relevant prospectus and/or profile statement (a copy of which may be obtained from the relevant fund manager or any of its approved distributors), prior to any trading or investment decision. In relation to collective investment schemes, the value of the units and the income accruing therefrom, if any, may rise or fall. Past performance, yields and payments, as well as, any prediction, projection, or forecast are not necessarily indicative of the future or likely performance, yields and payments of the ETF. For funds that are listed on an approved exchange, investors are not allowed to redeem their units in those funds with the manager, except under certain specified conditions. The listing of the units of those funds on any approved exchange does not guarantee a liquid market for the units. No representation or warranty whatsoever (including without limitation any representation or warranty as to accuracy, usefulness, adequacy, timeliness or completeness) in respect of any information (including without limitation any statement, figures, opinion, view or estimate) provided herein is given by OSPL and it should not be relied upon as such. OSPL does not undertake an obligation to update the information or to correct any inaccuracy that may become apparent at a later time. OSPL shall not be responsible for any loss or damage howsoever arising, directly or indirectly, as a result of any person acting on any information provided herein. The information provided herein is intended for general circulation/discussion purposes only and may not be published or circulated in whole or in part without our written consent. All trademarks, registered trademarks, product names and company names or logos mentioned herein are the property of their respective owners, and you agree that you will not do anything to infringe or prejudice those rights. Reference to any products, services, processes or other information, does not constitute or imply endorsement, sponsorship or recommendation thereof by OSPL. Past performance, yields, and payments are not necessarily indicative of future or likely performance, yields, or payments. This advertisement or publication has not been reviewed by the Monetary Authority of Singapore.

© OCBC Securities Private Limited. (UEN/ Registration No. 196600262R)

### Powered by:



#### Lion Global Investors Limited

65 Chulia Street #18-01, OCBC Centre,  
Singapore 049513  
Co. Reg. No: 198601745D  
[www.lionglobalinvestors.com](http://www.lionglobalinvestors.com)



#### OCBC Securities Private Limited

18 Church Street #01-00, OCBC Centre South,  
Singapore 049479  
Co. Reg. No: 196600262R  
[www.iocbc.com](http://www.iocbc.com)