


LION-OCBC SECURITIES
CHINA LEADERS ETF

Seize the opportunity with 80* China leaders.

Quarterly Newsletter

Q3 2024



© Lion Global Investors Ltd. Company Registration No: 198601745D. A member of the OCBC Group.

www.lionglobalinvestors.com

*Based on the underlying Index Securities of the Hang Seng Stock Connect China 80 Index

INTRODUCTION

- The Lion-OCBC Securities China Leaders ETF was listed on the Singapore stock market on 2 August 2021.
- This ETF is a well-diversified portfolio containing industry leaders across multiple sectors.
- It is passively managed to fully replicate the Hang Seng Stock Connect China 80 Index.

KEY FACTS

- Trading currencies: SGD and RMB
- Total AUM: SGD 93.1 million as of 30 September 2024
- Management fee: 0.45% p.a.
- SGX tickers: YYY (SGD), YYR (RMB)

KEY FEATURES



80 largest Chinese companies listed on HKEX, SZSE and SSE¹



Capped at 8% and 40% weightage for individual stocks and sectors respectively during rebalancing²



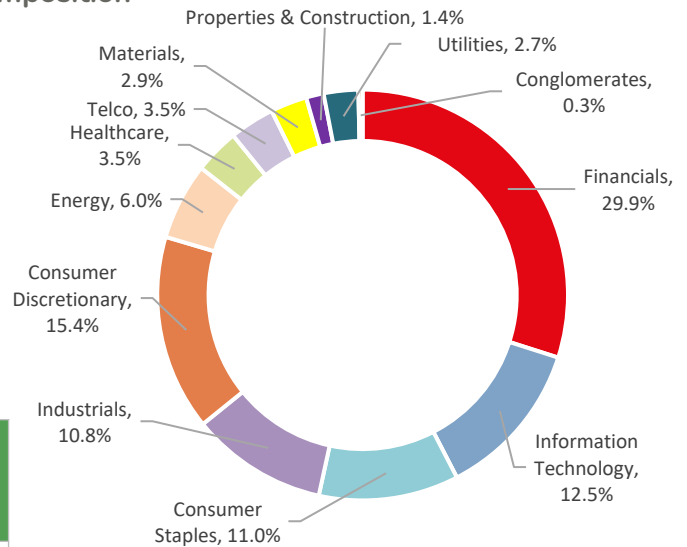
Rebalanced quarterly (every March, June, September and December)

Lion-OCBC Securities China Leaders ETF Performance³



From Bloomberg as of 30 September 2024	2024 YTD return	2023 return	Annualized % return since Fund's inception*
Lion-OCBC Securities China Leaders ETF	26.7%	-12.8%	-3.2%
Benchmark Index	29.8%	-13.0%	-2.4%

Composition



Source: Lion Global Investors, 30 September 2024

* Returns are based on NAV-NAV basis in SGD and assuming all dividends are reinvested net of all charges payable upon reinvestment. Performance is calculated in SGD. The Lion-OCBC Securities China Leaders ETF was listed on 2 August 2021. Opinions and estimates constitute our judgment and along with other portfolio data, are subject to change without notice. Past performance, as well as any prediction, projection, or forecast are not necessarily indicative of future or likely performance

¹ Based on the underlying Index Securities of the Hang Seng Stock Connect China 80 Index.

² Weightage of individual stocks within the index will be reviewed semi-annually and rebalanced quarterly by the index provider (Hang Seng Indexes Co Ltd). The weights of each Index Security and industry might fluctuate above 8% and 40% respectively due to market movements in between the rebalancing period

³ Source: Bloomberg, Lion Global Investors, Hang Seng Indexes Company, as of 30 September 2024

CHINA – Q3 2024 OVERVIEW

In Q3 2024, China equities went through a period of correction as investors adjust their expectations around China's growth outlook. While exports remain robust, we believe geopolitical risks could rise in the coming months due to the US elections.

With pressures mounting, Chinese policymakers unleashed a raft of stimulus measures aimed at stabilizing the property market and supporting the stock market with swap facilities for asset managers and insurance companies to buy stocks, as well as relending facilities for corporates to do share buybacks. Monetary policy will be supportive with interest rate cuts and Reserve Requirement Ratio (RRR) cuts, while fiscal policy is widely expected to address income and consumption as well as local government indebtedness.

This resulted in a powerful rally, as ownership of Chinese stocks remains low among global investors.

We expect more policy focus to steer China's economy. By providing exposure to 80 industry leaders across 12 sectors, the Lion-OCBC Securities China Leaders ETF is well-positioned to ride on China's long-term growth story.

Figure 1: Valuation and consensus earnings forecast

Market	12-month Forward P/E ratio			Earnings growth (%)	
	Current	10-year average	Premium	2023 Actual	2024F
US	21.1	18.2	16%	2.5	9.8
Singapore	11.3	12.5	-9%	14.2	7.4
China	8.7	11.5	-24%	11.4	14.7
Japan	13.1	13.9	-6%	0.0	18.1

Source: Thomson Reuters, as of September 2024. The respective benchmark indices are S&P 500 (US), Straits Times Index (Singapore), MSCI China Index (China), and TOPIX (Japan).

Note: F – Consensus Forecast, P/E – Price to Earnings

All data are sourced from Lion Global Investors and Bloomberg as of 30 September 2024 unless otherwise stated



We expect more policy focus to steer China's economy. By providing exposure to 80 industry leaders, the Lion-OCBC Securities China Leaders ETF is well-positioned to ride on China's long-term growth story.

HOW DOES THE BENCHMARK INDEX AND ETF COMPARE WITH OTHER CHINA-FOCUSED INDICES AND ETFs SINCE INCEPTION?

Despite the overall Chinese market volatility in Q3 2024, the Hang Seng Stock Connect China 80 Index (the Benchmark Index) had stable performance relative to other China-focused indices. Between 2 August 2021 (ETF's listing date) and 30 September 2024, the Index cumulatively outperformed⁴ other China-focused indices (Figure 2) such as the MSCI China Index and the Shanghai Shenzhen CSI 300 Index as of 30 September 2024.

Between 2 August 2021 and 30 September 2024, the Lion-OCBC Securities China Leaders ETF also cumulatively outperformed⁵ other China-focused ETFs listed in SGX (Figure 3), such as the Xtrackers MSCI China UCITS ETF and United SSE 50 China ETF as of 30 September 2024. The cumulative outperformance (as of 30 September 2024) can be attributed to the Index's exclusion of American Depositary Receipts (ADRs).

The exclusion of ADRs is thus expected to reduce the Index's exposure to foreign regulatory risks, that can adversely affect US-listed Chinese firms. By providing diversified exposure to industry leaders listed only in HKSE, SSE and SZSE⁶, the Lion-OCBC Securities China Leaders ETF is less vulnerable to foreign regulatory risks and better cushioned against the broader market volatility.

Figure 2: Benchmark Index performance relative to other China-focused indices

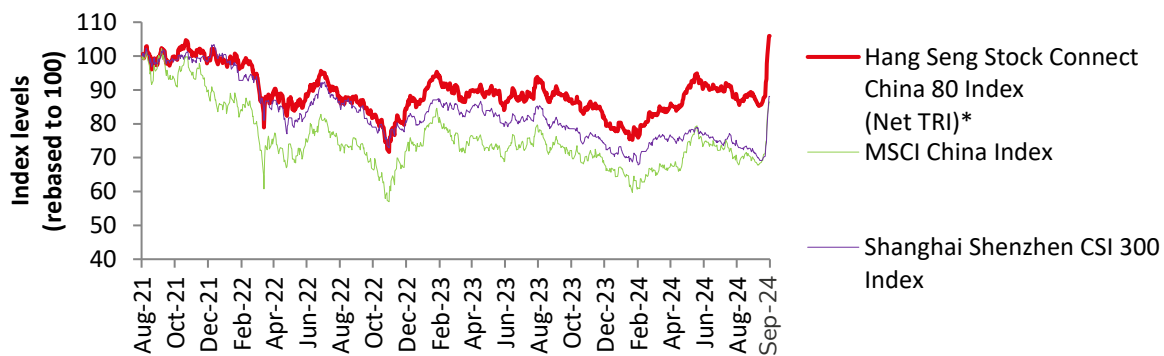
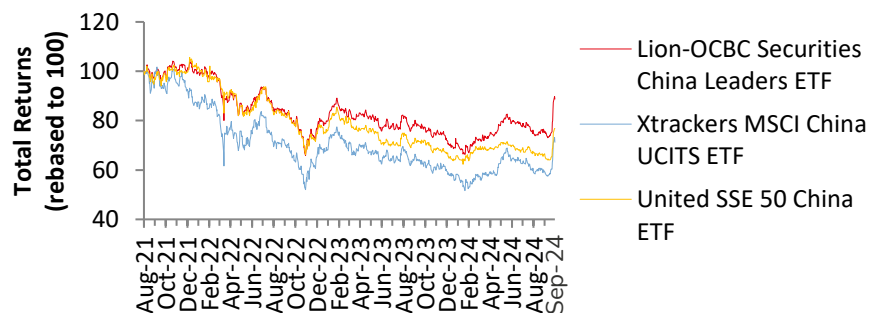


Figure 3: ETF performance* relative to other China-focused ETFs



Similarity	The mentioned ETFs provide broad-based exposure to the China equities market
Difference	The Lion-OCBC Securities China Leaders ETF excludes ADRs

From Bloomberg as of 30 September 2024	2024 YTD return	2023 return	Annualized % return since Fund's inception*
Lion-OCBC Securities China Leaders ETF	26.7%	-12.8%	-3.2%
Xtrackers MSCI China UCITS ETF	25.5%	-16.4%	-9.3%
United SSE 50 China ETF	16.6%	-15.5%	-7.2%

Note: Each ETF currently adopts a direct replication strategy in tracking their respective indices. The Xtrackers MSCI China UCITS ETF tracks the MSCI China Index while the United SSE 50 China ETF tracks the SSE 50 Index.

* Returns are based on NAV-NAV basis in SGD and assuming all dividends are reinvested net of all charges payable upon reinvestment. The Lion-OCBC Securities China Leaders ETF was listed on 2 August 2021

Past performance, as well as any prediction, projection, or forecast are not necessarily indicative of future or likely performance. Opinions and estimates constitute our judgment and along with other portfolio data, are subject to change without notice.

^{4, 5} Source: Bloomberg, September 2024

⁶ HKSE, SSE and SZSE refer to Hong Kong Stock Exchange, Shanghai Stock Exchange and Shenzhen Stock Exchange respectively.

Disclaimer

Lion Global Investors

This advertisement or publication has not been reviewed by the Monetary Authority of Singapore. It is for information only, and is not a recommendation, offer or solicitation for the purchase or sale of any capital markets products or investments and does not have regard to your specific investment objectives, financial situation, tax position or needs.

You should read the prospectus and Product Highlights Sheet of the Lion-OCBC Securities China Leaders ETF (“ETF”), which is available and may be obtained from Lion Global Investors Limited (“LGI”) or any of its distributors and appointed Participating Dealers (“PDs”), for further details including the risk factors and consider if the ETF is suitable for you and seek such advice from a financial adviser if necessary, before deciding whether to purchase units in the ETF.

Investments in the ETF are not obligations of, deposits in, guaranteed or insured by LGI or any of its affiliates and are subject to investment risks including the possible loss of the principal amount invested. The performance of the ETF is not guaranteed and, the value of its units and the income accruing to the units, if any, may rise or fall. Past performance, payout yields and payments, as well as, any prediction, projection, or forecast are not necessarily indicative of the future or likely performance, payout yields and payments of the ETF. Any extraordinary performance may be due to exceptional circumstances which may not be sustainable. Dividend distributions, which may be either out of income and/or capital, are not guaranteed and subject to LGI’s discretion. Any such dividend distributions will reduce the available capital for reinvestment and may result in an immediate decrease in the net asset value of the fund. Any references to specific securities are for illustration purposes and are not to be considered as recommendations to buy or sell the securities. It should not be assumed that investment in such specific securities will be profitable. There can be no assurance that any of the allocations or holdings presented will remain in the ETF at the time this information is presented. Any information (which includes opinions, estimates, graphs, charts, formulae or devices) is subject to change or correction at any time without notice and is not to be relied on as advice. You are advised to conduct your own independent assessment and investigation of the relevance, accuracy, adequacy and reliability of any information or contained herein and seek professional advice on them. No warranty is given and no liability is accepted for any loss arising directly or indirectly as a result of you acting on such information. The ETF may, where permitted by the prospectus, invest in financial derivative instruments for hedging purposes or for efficient portfolio management. **The ETF’s net asset value may have higher volatility as a result of its narrower investment focus on a limited geographical market, when compared to funds investing in global or wider regional markets.** LGI, its related companies, their directors and/or employees may hold units of the ETF and be engaged in purchasing or selling units of the ETF for themselves or their clients.

The units of the ETF are listed and traded on the Singapore Exchange Securities Trading Limited (“SGX-ST”), and may be traded at prices different from its net asset value, suspended from trading, or delisted. Such listing does not guarantee a liquid market for the units. You cannot purchase or redeem units in the ETF directly with the manager of the ETF, but you may, subject to specific conditions, do so on the SGX-ST or through the PDs.

© Lion Global Investors Limited (UEN/ Registration No. 198601745D). All rights reserved. LGI is a Singapore incorporated company and is not related to any corporation or trading entity that is domiciled in Europe or the United States (other than entities owned by its holding companies).

Disclaimer

Hang Seng Indexes Company Limited and Hang Seng Data Services Limited

The Hang Seng Stock Connect China 80 Index (the “**Index**”) is published and compiled by Hang Seng Indexes Company Limited pursuant to a licence from Hang Seng Data Services Limited. The mark and name “Hang Seng Stock Connect China 80 Index” are proprietary to Hang Seng Data Services Limited. Hang Seng Indexes Company Limited and Hang Seng Data Services Limited have agreed to the use of, and reference to, the Index by LION GLOBAL INVESTORS LIMITED in connection with Lion-OCBC Securities China Leaders ETF (the “**Product**”), **BUT NEITHER HANG SENG INDEXES COMPANY LIMITED NOR HANG SENG DATA SERVICES LIMITED WARRANTS OR REPRESENTS OR GUARANTEES TO ANY BROKER OR HOLDER OF THE PRODUCT OR ANY OTHER PERSON (i) THE ACCURACY OR COMPLETENESS OF THE INDEX AND ITS COMPUTATION OR ANY INFORMATION RELATED THERETO; OR (ii) THE FITNESS OR SUITABILITY FOR ANY PURPOSE OF THE INDEX OR ANY COMPONENT OR DATA COMPRISED IN IT; OR (iii) THE RESULTS WHICH MAY BE OBTAINED BY ANY PERSON FROM THE USE OF THE INDEX OR ANY COMPONENT OR DATA COMPRISED IN IT FOR ANY PURPOSE, AND NO WARRANTY OR REPRESENTATION OR GUARANTEE OF ANY KIND WHATSOEVER RELATING TO THE INDEX IS GIVEN OR MAY BE IMPLIED.** The process and basis of computation and compilation of the Index and any of the related formula or formulae, constituent stocks and factors may at any time be changed or altered by Hang Seng Indexes Company Limited without notice. **TO THE EXTENT PERMITTED BY APPLICABLE LAW, NO RESPONSIBILITY OR LIABILITY IS ACCEPTED BY HANG SENG INDEXES COMPANY LIMITED OR HANG SENG DATA SERVICES LIMITED (i) IN RESPECT OF THE USE OF AND/OR REFERENCE TO THE INDEX BY LION GLOBAL INVESTORS LIMITED IN CONNECTION WITH THE PRODUCT; OR (ii) FOR ANY INACCURACIES, OMISSIONS, MISTAKES OR ERRORS OF HANG SENG INDEXES COMPANY LIMITED IN THE COMPUTATION OF THE INDEX; OR (iii) FOR ANY INACCURACIES, OMISSIONS, MISTAKES, ERRORS OR INCOMPLETENESS OF ANY INFORMATION USED IN CONNECTION WITH THE COMPUTATION OF THE INDEX WHICH IS SUPPLIED BY ANY OTHER PERSON; OR (iv) FOR ANY ECONOMIC OR OTHER LOSS WHICH MAY BE DIRECTLY OR INDIRECTLY SUSTAINED BY ANY BROKER OR HOLDER OF THE PRODUCT OR ANY OTHER PERSON DEALING WITH THE PRODUCT AS A RESULT OF ANY OF THE AFORESAID, AND NO CLAIMS, ACTIONS OR LEGAL PROCEEDINGS MAY BE BROUGHT AGAINST HANG SENG INDEXES COMPANY LIMITED AND/OR HANG SENG DATA SERVICES LIMITED** in connection with the Product in any manner whatsoever by any broker, holder or other person dealing with the Product. Any broker, holder or other person dealing with the Product does so therefore in full knowledge of this disclaimer and can place no reliance whatsoever on Hang Seng Indexes Company Limited and Hang Seng Data Services Limited. For the avoidance of doubt, this disclaimer does not create any contractual or quasi-contractual relationship between any broker, holder or other person and Hang Seng Indexes Company Limited and/or Hang Seng Data Services Limited and must not be construed to have created such relationship.